



Product Family
AirSoft Multiple-Use Earplug







Advanced air pocket design, optimized for comfort

[Learn more about our products at howardleight.com](http://howardleight.com)

>



Product Numbers & Ordering Information

| | Product Numbers | Details |
|---|-----------------|---|
|  | AS-30R | AirSoft - red polycord NRR 27 Canada Class A(L) |
|  | DPAS-30R | AirSoft - red polycord NRR 27 Canada Class A(L) |
|  | AS-1 | AirSoft - uncorded NRR 27 Canada Class A(L) |
|  | DPAS-1 | AirSoft - uncorded NRR 27 Canada Class A(L) |
|  | AS-30W | AirSoft - white nylon cord NRR 27 Canada Class A(L) |
|  | DPAS-30W | AirSoft - white nylon cord NRR 27 Canada Class A(L) |

Overview

Key Features

AirSoft Multiple-Use Earplug

- Advanced air pocket design features internal noise-blocking fins
- Four-flange profile creates better seal in the ear canal
- Less pressure in the ear canal eliminates that “plugged up” feeling
- Rounded flanges, tapered shape fits better in the ear canal
- Firm stem facilitates easy insertion and removal
- Outstanding noise-blocking protection

Recommended Industries/Use

- Agriculture
- Chemical
- Construction
- Food Services
- Forestry
- Government
- Law Enforcement
- Manufacturing
- Medical
- Military
- Mining
- Municipal Services
- Oil and Gas
- Pharmaceutical
- Steel and Metals
- Transportation
- Utilities
- Welding
- Nuclear

Hazards

- Noise

Regulations

- 29 CFR 1910.95 - OSHA Occupational Noise Exposure (US)
- ANSI S3.19-1974 - Attenuation Test Protocol (US)
- Part II, (R.S.C. 1985, c. L-2) - Occupational Noise Standard (CAN)
- Z94.2-1994 - Attenuation Test Protocol (CAN)
- 2003/10/EC - EU Hearing Directive
- 89/686/EEC - European Directive/PPE
- Category II - EC Category PPE
- EN 352-2:1993 - EU Standards
- NOHSC: 1007 (2000) - National Standard for Occupational Noise (AUS/NZ)
- AS/NZS 1270:2002 - Attenuation Test Protocol (AUSNZ)
- NR 15 - Security and Health of Work, Annexes 1 and 2, n°3.214/1978 - Occupational Noise Regulations (BR)
- ANSI S12.6/1997 - Method B - Attenuation Test Protocol (BR)
- 9001:2008 - ISO

Historical Brand

Howard Leight

Warranty Information

There is a one year guarantee against defects in material and workmanship. The guarantee does not cover damage caused by misuse, abuse or unauthorized modifications.

Specifications

Color

- Blue

Shape

- 4 Flange

Material

- TPE

Packaging Options

- Polybag, Reusable Case

Cord Options

- Uncorded, Red Polycord, White Nylon Cord

NRR

- 27

Canada Class

- A

SNR

- 30

SLC80

- 26 dB / Class 5

EU Certifications

- European Directives – 89/686/EEC
- EC Category PPE – Category II
- Standards – EN 352-2:1993
- EC Certification Number – EC152
- EC Attestation Number – 152
- Laboratory – INSPEC

AUSNZ Standards

- Standardsmark License #1579

Certifications

CE Certificate - AirSoft

http://www.honeywellsafety.com/Supplementary/Documents_and_Downloads/Secured/Hearing_Protection/Earplugs/20031/1033.aspx

CE Certificate - AirSoft

Literature & Documents

DOC2655 HEAR AFF Earplug Fit 508x800 GBd_original

http://www.honeywellsafety.com/Supplementary/Documents_and_Downloads/4294996955/1033.aspx

1 1 1 2 2 2 3 3 3 No-Roll Foam Roll-Down Foam Multiple-Use Banded Matrix™ Max SmartFit QB2HYG 213 Keys to Successful Hearing Protection with Earplugs Reach over your head with a free hand, pull your ear up and back, and insert the earplug well inside your ear canal. While holding the stem, reach a hand over your head a

Earplug Instruction Poster - ES

http://www.honeywellsafety.com/Supplementary/Documents_and_Downloads/Hearing_Protection/Earplugs/19802/1033.aspx

DOC2654 HEAR AFF Earplug Fit 508x800 FRa

http://www.honeywellsafety.com/Supplementary/Documents_and_Downloads/4294996681/1033.aspx

Conseils pour insrer efficacement vos bouchons d'oreille Utilisation • Lire et suivre attentivement le mode d'emploi Slection

• Eviter la sur-protection dans un environnement faible niveau sonore • Slectionner la protection auditive la plus adquate en fonction du niveau sonore, des besoins de communication avec les co

Hearing Thermometer POST AU

http://www.honeywellsafety.com/Supplementary/Documents_and_Downloads/4294996746/1033.aspx

M1Rifle 161 dB Fireworks 162 dB Handgun 166 dB Apollo Lift-Off 188 dB Shotgun 170 dB Artillery Fire 162 dB Firecracker 150 dB Balloon Pop 157 dB Jet Engine Take-Off 150 dB Engine Backfire 140 dB Bicycle Horn 143 dB Dynamite Blast 140 dB Pig Squeal 130 dB Jackhammer 130 dB Auto Racing 130 dB Oxygen Torch 121 dB Hammer o

Earplug Fitting Poste AU

http://www.honeywellsafety.com/Supplementary/Documents_and_Downloads/4294996741/1033.aspx

Earplug Fitting Instructions Keys to Successful Hearing Protection with Earplugs Wear Read and follow all earplug fitting instructions. Selection Avoid overprotection in minimal noise environments – in selecting the best earplug for your situation, consider noise levels and your need to communicate with co-workers or h

POST14 Care and Maintenance

http://www.honeywellsafety.com/Supplementary/Documents_and_Downloads/4294997025/1033.aspx

CARE AND MAINTENANCE Single-Use Earplugs Inspect Inspect prior to fitting, examine your earplugs for dirt, damage or extreme hardness —discard immediately if compromised. Discard For proper hygiene, discard Single-Use earplugs after

AirSoft Multiple-Use Earplug

use. Hygiene To maintain hygiene standards, Single-Use earplugs should be discarded at

DOC2653 HEAR AFF Earplug Fit 508x800 SPa

http://www.honeywellsafety.com/Supplementary/Documents_and_Downloads/4294996680/1033.aspx

Training & Proper Use

1. While holding the stem, reach a hand over your head and gently pull top of your ear up and back.
2. Insert the earplug so all flanges are well inside your ear canal.
3. If properly fitted, the tip of the earplug stem may be visible to someone looking at you from the front.
4. Proper Fit – If either or both earplugs do not seem to be fitted properly, remove the earplug and reinsert.
5. Removal – Gently twist earplug while slowly pulling in an outward motion for removal.
6. Acoustical Check – In a noisy environment, with earplugs inserted, cup your hands over your ears and release. Earplugs should block enough noise so that covering your ears with your hands should not result in a significant noise difference.

Additional Information

CARE + MAINTENANCE

- INSPECT - Prior to fitting, examine your earplugs for dirt, damage, deformation or extreme hardness. Discard immediately if compromised.
- CLEAN - Wash Multiple-Use earplugs with mild soap and warm water only. Pat dry with a towel and store in a case when not in use. Do not treat with any other substances, as the earplug may degrade and compromise use.
- HYGIENE - With proper maintenance, Multiple-Use earplugs can last for 2-4 weeks.

RELATED PRODUCTS

© Honeywell International Inc.